



# ONE GT50 ASSEMBLY GUIDE.

**Reebok**  
**ONE** SERIES

# ONE GT50 ASSEMBLY GUIDE

1



2




3



4






**10**



**11**



**12**



**13**




14



15



16





## SPARE PARTS LIST

Part No.	Description	QTY
101	console housing (upper)	1
102	console housing ( bottom)	1
103	keyboard	1
104	LCD overlay (w/ PCB of monitor + central plastic parts)	1
105	Switch	1
106	safety key	1
107	Fan cover	1
108	decorate side rail (1)	1
109	decorate side rail (2)	1
110	Arch plate	2
111	Water bottle holder	1
112	IPAD pallet	1
113	overlay	1

201	stand post	2
202	computer fixed frame	1
203	Computer ornament	2
204	handle bar cover	2
205	wire /L-1300mm	1
206	wire/L-950mm	1
207	Handle pulse w/ EZ button (speed)	1
208	Handle pulse w/ EZ button (Incline)	1
209	handle pulse wire	2

301	Base fame	1
302	Upright lateral cover right (right)	1
303	Upright lateral cover right (left)	1
304	Upright lateral cover left (left)	1
305	Upright lateral cover rleft(right)	1
306	End cap	2
307	Foot pad(Conductive Rubber)	4
308	WheelΦ62	2
309	Foot pad	2
310	wire protector	1
311	Wire/L-1200mm	1

401	Platform frame	1
402	power cord frame	1
403	front roller	1
404	rear roller	1
405	incline motor	1
406	motor belt	1
407	strip-type cushion	2
408	strip-type cushion	2
409	strip-type cushion	2
410	Decorative cushion	2
411	Decorative cushion	2
412	Decorative cushion	2
413	WheelΦ62	2
414	knob	1
415	binder	2
416	Controller	1
417	Wire (Red) L=500mm	1
418	Wire (Black)L=500mm	1
419	switch	1
420	fuse with wire	1
421	socket	1
422	power cord	1
423	filter	1
424	choke	1
425	Wire (Red) L=300mm	1
426	Wire (Black)L=150mm	1
427	Ferrite	2

501	Running deck	1
502	Running belt	1
503	motor cover	1
504	Front motor cover	1
505	rear cover	1
506	side rail	2
507	roundness side rail guider	6

601	Ezfit linking parts	1
602	Hydraulic	1
603	End cap	1
604	Spring	1

701	Incline frame	1
702	Metal plug	2

801	Motor base frame	1
802	Motor	1
803	Square cushion	4
804	Speed sensor	1

901	Philips C.K.S self-tapping screw ST4*12	28
902	Philips C.K.S self-tapping screw ST4*16	40
903	Philip self-tapping screw ST4*15	20
904	Allen C.K.S full thread screwM8*15	8
905	Allen C.K.S half thread screwM8*55*20	8
906	Philips C.K.S self-tapping screw ST4*16	6
907	Philips C.K.S self-tapping screw ST4*30	4
908	Philips C.K.S full thread screw M4*10	12
909	Spring washer Φ8	6
910	Hex self-locking nut M8	6
911	Allen socket head full thread screwM8*75	3
912	Allen C.K.S half thread screwM10*35*20	1
913	Allen C.K.S half thread screwM10*65*20	1
914	Allen C.K.S half thread screwM8*40*20	3
915	Allen socket head full thread screwM6*30	6
916	Spring washer Φ8	6
917	Spring washer Φ10	3
918	Washer Φ5	1
919	Hex self-locking nut M10	3
920	Philips steel tapping screw ST3*10	2
921	Allen C.K.S.full thread screw M6*50*Φ16	6
922	Philips C.K.S full thread screw M5*10	6
923	Philips steel tapping screw ST4*15	6
924	Allen C.K.S half thread screwM8*30*20	1
925	Hex half thread screw	2
926	Allen C.K.S half thread screwM8*55*25	2
927	Spring washer Φ12	2
928	Bolt welding M8*65	1
929	Hex full thread screw M8*75	1
930	Allen socket head full thread screwM8*15	2
931	Philip self-tapping screw ST3*10	2
932	Spring washer φ8	2
933	Philip self-tapping screw ST3*10	2